

The Baren Cairn

**A Collaborative
Puzzle Woodcut**

by

**Members of the
Baren
Online Printmakers
Forum**

- Started May, 2006
- Completed June, 2008



Baren Cairn 2



Welcome to the Great Baren Cairn!

As coordinator of this great project I had the opportunity to see the collective pile of rocks grow one stone at a time. The images show a variety and creativity that is truly worth studying in detail.

Tucked among the carefully piled stones you will find secrets of old cultures, traces of passage from wayward travelers, memorials to friends, a vast variety of critters and natural encounters, portraits, philosophies, mysterious symbols and writings, friendly unique human figures in interaction with nature, landscapes and, of course, rocks!

I'm not one that cares much about "explaining" art, however the question has been posed to me on why it is that I engage in such amounts of "work". I guess the best answer I have is: because I can. But I'm sure there's a deep psychological explanation for all the time dedicated to a collaboration that inevitably ties together a bunch of perfect strangers...wait! Is that it? Or, being mostly a hermit in "real" life, could it be that this is my own personal version of socializing? Of giving back to the art of print-making the endless hours of pure pleasure that it selflessly continues to give to me?

Maybe I'm just plain crazy.
But no time to ponder about psychological or philosophical minutia. Know this—my friends in print-making—there will sure be another!

Savor your Cairn slowly and don't forget to join me for the next adventure.

Maria Arango
1000woodcuts.com

Contents:

The Baren Cairn (cover)

List of Participants

Individual "Stones" with Comments from the Artists

Code Map

The Baren Cairn Key/Legend (back cover)

The Baren Cairn online (all the gory details)
<http://1000woodcuts.com/projects/cairn/index.html>

Coordinator contact: maria@mariarango.com

Participants Bottom Block

BLOCK	Full Name	City	State	Country
BK1	Daryl DePry (Double D)	Henderson	NV	USA
BK2	Dale Phelps	Waterloo	IA	US
BK3	Cyndy Wilson	Spokane	WA	USA
BL1	Andrew Gott	Tarpon Springs	FL	USA
BL10	Arafat Al-Naim	Amman		Jordan
BL11	Barbara Patera	Issaquah	WA	USA
BL2	anna huskey	santa cruz	CA	USA
BL3	Bea Gold	Los Angeles	CA	USA
BL4	Angee Lennard	Chicago	IL	United States
BL5	Barbara Mason	Aloha	OR	USA
BL6	Bette Norcross Wappner	Erlanger	KY	USA
BL7	aimee youmans	gustavus	alaska	USA
BL8	AEleen Frisch	Wallingford	CT	USA
BL9	Benny Alba	Oakland	CA	USA
BM1	Carol Lyons	Irvington	NY	USA
BM2	Colleen Corradi	montesilvano (PE)		ITALY
BM3	Carolyn Coates	Middletown	CT	USA
BM4	brad robinson	san francisco	CA	USA
BM5	Carol L. Myers	Indianapolis	IN	USA
BM6	Carol Golbert-Wagner	Sacramento	CA	USA
BN1	Connie Pierson	Spokane	WA	USA
BN2	Connie Lambert	Fenton	MO	USA
BN3	Carole Carroll	Seattle	WA	USA
BN4	Charles Morgan	Victoria	B.C.	CANADA
BN5	Claudia G. Coonen	Haiku	HI	USA

Participants Middle Block

BLOCK	Full Name	City	State	Country
MF1	Maria Arango	Las Vegas	NV	USA
MF2	Liz Horton	Englewood	NJ	USA
MF3	Louise Cass	Toronto	Ontario	Canada
MF4	Lynita Shimizu	Pomfret Center	CT	USA
MG1	Kristine Alder	Richmond	UT	USA
MG2	LD Lawrence	Sequim	WA	USA
MH1	Kathe Welch	Oakland	CA	USA
MH2	Kimberly Shields	Windermere	FL	USA
MH3	Julio Rodriguez	Skokie	IL	USA
MH4	Julianne Kershaw	Woombye	Queensland	Australia
MH5	Maria Arango	Las Vegas	NV	USA
MH6	judy barringer	trumansburg	NY	us of a
MH7	Julie Sparks	Salem	OR	USA
MI1	Doug Haug	Colorado Springs	CO	USA
MI10	Gilda Machado - Zimmerling	West Hills	CA	USA
MI11	Frank Trueba	Scotts Valley	CA	US
MI2	Diane Cutter	Ceiba	PR	USA
MI3	Elizabeth Atwood	Topsham	ME	United States
MI4	Gayle Wohlken	Burton	OH	USA
MI5	Ellen Shipley	Santa Clarita	CA	USA
MI6	George Jarvis	Shimokitae	Akita	JAPAN
MI7	Harry French	Nettleham : Lincoln	Lincolnshire	UK
MI8	Jae Sullivan	Ithaca	NY	USA
MI9	Gillyin Gatto	Machias	ME	USA
MJ1	Jean Womack	Richmond	CA	U.S.A.
MJ2	James Mundie	Philadelphia	PA	U.S.A.
MJ3	Jan Telfer	Dalkeith	Western Au	Australia

Participants Top Block

BLOCK	Full Name	City	State	Country
TA1	Wanda Robertson	Molalla	OR	USA
TA10	Scott Cook	Dunfermline	Fife	United Kingdom
TA2	Tom Kristensen	Sydney	New South	Australia
TA3	Sue Salsbury	Waterloo	IO	usa
TA4	Sharri LaPierre	Vancouver	WA	USA
TA5	Wouter ten Broek	RD 2 Waimauku 1250	New Zealan	New Zealand
TA6	Viza Arlington	Cheney	WA	USA
TA7	Sylvia Taylor	Freeville	NY	USA
TA8	Shireen Holman	Montgomery Village	MD	USA
TA9	Sharen Linder	Palatine,	IL	USA
TB1	Sally Blanks	Anchorage	AK	U.S. of A
TB2	Sarah Hauser	New York	NY	U.S.A.
TB3	Ruth Leaf	Venice	CA	USA
TB4	robin morris	Sacramento	CA	US
TC1	Oscar Bearinger	Eganville	Ontario	Canada
TC2	Mariana Brooks-Mueller	Surprise	AZ	USA
TC3	Robert Viana	Naples	FL	USA
TC4	Renee A. Ugrin	Clackamas	Oregon	USA
TC5	Patricia Hunsinger	Homer	NY	USA
TC6	Nancy Osadchuk	Calgary	AB	Canada
TD1	Mary Kuster	Lexington	KY	USA
TD2	Maria Arango	Las Vegas	NV	USA
TD3	Marilynn Smith	Nahcotta	WA	USA
TE1	Murilo Antonio Pereira	Florianópolis	StaCatalina	Brazil
TE2	Mellissa Read-Devine	Sackville North	NSW	Australia
TE3	Mike Lyon	Kansas City	MO	USA
TE4	Maria Arango	Las Vegas	NV	USA



Daryl DePry (Double D) [BK1]

King of Sunset Lake
An acknowledgement of the mean hearted geese that
roam Sunset Park with their thug-mentality!


Henderson
Nevada
USA



Dale Phelps [BK2]

Our Cairn terrier, Rosie.

Waterloo
Iowa
USA



Cyndy Wilson [BK3]

Spokane
Washington
USA



Andrew Gott [BL1]

I chose to do a florida marsh with an egret and
mangroves- Something that is very familiar down
here in Florida. This is the last year I will be living
here, so I wanted to 'mark' it with something- and
the Baren Cairn seemed like a perfect choice!

Tarpon Springs
Florida
USA

Arafat Al-Naim [BL10]



Amman
Jordan

Barbara Patera [BL11]

Cairn.... a heap of stones used as a marker or tombstone.... Loving to do the human form I decided to do a tower (heap) of acrobats. Don't know whether they mark a grave or point the way....decision is up to the viewer.



Issaquah
Washington
USA

Anna Huskey [BL2]

Thru a clear sole my footprint is inside the shoe of the baren forum which gets me to try new things.




Santa Cruz
California
USA

Bea Gold [BL3]



Hollywood
California
USA

Baren Cairn 8



Angee Lennard [BL4]

Chicago
Illinois
USA



Barbara Mason [BL5]

Aloha
Oregon
USA



Bette Norcross Wappner [BL6]

The Ginkgo tree is a living fossil and the earliest leaf fossils date from 270 million years ago. Individual trees may live as long as 3,000 years and the ginkgo extract is known for helping one's memory. So, may the years of Baren Woodblock Print Exchanges leave good memories and impressions for new printmakers of the world to come, hence the design, a thumbprint

on a ginkgo leaf, outlined by this haiku I wrote:

ancient prints
pressed between seasons
Baren memories

b'oki (Bette Norcross Wappner)

Erlanger
Kentucky
USA

Aimee Youmans [BL7]

It's about my journey with Baren—the history, wisdom & light of a skyful of stars. I love that this image looks up to all those piled above her!

Gustavus
Alaska
USA

**A Eleen Frisch [BL8]**

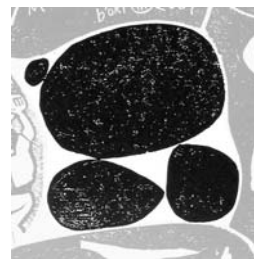
My image is a pair of dancers at Stonehenge during a lunar eclipse. Stones and rocks—and hence a cairn—always makes me think of Stonehenge, and it seemed an appropriate topic for this print. Also, I am also working on a series of Stonehenge prints for a book, and so it is somewhat of a preoccupation with me. My image is carved as a white line relief, allowing the whiteness of the stones and the moon to stand out against a dark black.

Wallingford
Connecticut
USA

**Benny Alba [BL9]**

Maria Arango's Cairn Project is witty and wonderful. I liked carving the cherry wood, a first for me. I also like the idea of making rocks for her cairn. That is because I like rocks. Always have. I've moved several times across the USA, each time a large assortment of rocks accompany me. Not all of them inside my head, either. When a friend inquires as to what I would like brought to me from a trip, I ask for a rock. Just something that caught their attention as they were there. It's interesting to see what they bring back. The rock shapes that I carved resemble those I've observed from upper Michigan's lakes.

Oakland
California
USA





Carol Lyons [BM1]

What was she thinking? When I saw my wood shape it looked like a real heart, although upside down. I wondered what to do with it. But carve we must! Thus, Heartfelt Crazy Cairn, product of artistic license.

Irvington
New York USA



Colleen Corradi [BM2]

My stone shows a city called Octavia, which is a spider-web city placed between two mountains; beneath it there is a void and it is bound to the two crests with ropes and chains.

Suspended over the abyss, life in Octavia is less uncertain than in other cities. People know the net will last only so long. (for more information on the series of Invisible Cities: www.cittainvisibili.com)

Montesilvano (PE)
Italy



Carolyn Coates [BM3]

Middletown
Connecticut
USA



Brad Robinson [BM4]

Sticking with the "cairn" theme, my block is in itself yet another set of rocks piled onto itself. having only carved linoleum prior to this i found carving wood a little difficult and much less forgiving.

San Francisco
California USA

Carol Myers [BM5]

Indianapolis
Indiana
USA



Carol Gilbert-Wagner [BM6]

Sacramento
California
USA



Connie Pierson [BN1]

Spokane
Washington
USA



Connie Lambert [BN2]

Fenton
Missouri
USA





Carole Carroll [BN3]

This little snail finds itself at the bottom of the cairn and is starting to work its way up toward the light.

Seattle
Washington
USA



Charles Morgan [BN4]

Nunavut is the largest of the territories of Canada. It was officially separated from the vast Northwest Territories on April 1, 1999. It has a population of only about 29,000, spread over an area the size of Western Europe. The primary inhabitants of the area are the Inuit people, sometimes incorrectly referred to as "Eskimos". The Inuit have traditionally used cairns as guideposts in their treeless, almost featureless landscape. They also used cairns in the shape of people to funnel migrating caribou into areas where they could be more easily killed. The cairn depicted on my block is taken from the official flag of Nunavut.

Victoria
British Columbia
Canada



Claudia Coonen [BN5]

I call it Maidenhair Pohaku, the maiden hair fern because I love them and they tend to grow by waterfalls, streams and dripping, moist banks, and pohaku is the hawaiian word for rock. Ahu is the word here for a pile of rocks or cairn, which Hawaiians used as trail markers.

Haiku
Hawaii
USA



Maria Arango [MF1]

Good thing some people dropped out! I had too many ideas and couldn't settle on which one I would choose. This is my first choice, a pair of "strong-men" tightly holding together as if supporting...a pile of rocks.

Las Vegas
Nevada USA

Liz Horton [MF2]

Englewood
New Jersey
USA



Louise Cass [MF3]

To explain my Cairn contribution - it has something living in it; 2 bunnies(who look a bit like dogs, I'm afraid) and a little foliage.
This was inspired by a wall painting from Iveron Monastery at Mt Athos in Greece which illustrates a phrase from Psalm 103..."Rock, a refuge for the hares..."

Hope it's not too outlandish -



Toronto
Ontario Canada

Lynita Shimizu [MF4]

Pomfret Center
Connecticut
USA



Kristine Alder [MG1]

Richmond
Utah
USA





LD Lawrence [MG1]

Here is my rock. Meet the "Gravity Ace", a shape-shifting, time-defying action hero that appears in the most surprising places.

Sequim
Washington
USA



Kathe Welch [MH1]

Oakland
California
USA



Kimberly Shields [MH2]

The block is a rock with a curled dry leaf in the middle, the year I started reading baren, the tools for carving and printing, moss and lichen.

Windemere
Florida
USA



Julio Rodriguez [MH3]

Skokie
Illinois
USA

Julianne Kershaw [MH4]

Woombye
Queensland
Australia



Maria Arango [MH5]

Everyone is a vessel, encased in unique character and with very particular contents. I returned to my concept of the vessel series briefly to represent the individual (vessel) in a collective (cairn or archaeological find).

Las Vegas
Nevada
USA



Judy Barringer [MH6]

Trumansburg
New York
USA



Julie Sparks [MH7]

Salem
Oregon
USA





Doug Haug [MI1]

Colorado Springs
Colorado
USA



Gilda-Machado Zimmerling [MI10]

West Hills
California
USA



Frank Trueba [MI11]

Title: la fundación y el apoyo

The title is Spanish for "the foundation and the support." Cairns, stones piled up in a conical form, have been constructed for various reasons over the centuries but generally fall into two categories: they are erected as landmarks or, some say originally, they were erected as sepulchral monuments. Both these definitions indicate their

importance as a marker, either providing direction or, as an indicator that an important person rested at the site. My cairn evokes both these thoughts to me as I've carved the initials of both my parents' first names, in their own handwriting, in my assigned block. Both "F"(my Dad) and "E" (my Mom) were instrumental in my development and continue to support me in whatever way they can. Despite our differences, I am the person I am today because they are the rock that continues to serve as my foundation and support.

Scotts Valley
California
USA

Dianne Cutter [MI2]

Ceiba
Puerto Rico
USA



Elizabeth Atwood [MI3]

Spiders are said to weave the creative forces that bring forth the intricately symmetrical patterns of our lives.

Topsham
Maine
USA



Gayle Wohlken [MI4]

I decided to do a raccoon's face since I live in Geauga County, and that's a native American word for Raccoon. So really, I live in Raccoon County. What does that have to do with what I give to Baren. Nothing, I guess, but I like doing animal faces. And people faces. And just faces, I guess. So there you have it.

Burton
Ohio
USA





Ellen Shipley [MI5]

Paleo-Cat is the latest critter in my Paleo-Mythos series. It represents a recurring theme of improbable cave paintings, from griffins to unicorns. P-Cat may not be very mythical, but it's not very probable either. ;j

Santa Clarita
California
USA



George Jarvis [MI6]

Shimokitate
Akita
Japan



Harry French [MI7]

These stones are known as the Trethevy Quoit, a Neolithic structure with a capstone more than eleven feet long supported by six upright stones some fifteen feet high. It is situated near the village of St. Cleer on the south eastern edge of Bodmin Moor. The original studies were from direct observation during a visit to Cornwall in 2007.

Nettleham Lincoln
Lincolnshire
United Kingdom

Jae Sullivan [MI8]

Ithaca
New York
USA

**Gillyin Gatto [MI9]**

My old pal NANOOK died on April 10th even as i was designing a woodcut of us for the CAIRN exchange with a real cairn and a dog paw print. the finished design shows a REIKI symbol inside of a paw print, and me. doing REIKI on Nanook, which helped him pass peacefully. He took his last breath in my arms, threw back his head onto my chest and died. when i buried him at sundown a huge star appeared overhead and hovered for a long, long time, finally moving away to the north. He was my rock. I went two months without a dog and then adopted a dog whose owner died right around the same time as Nanook . I can't help but think that they somehow got together and brought us together. As Nanook joined the four other dogs buried in the dog garden, each with a rock from our special beach to mark their grave -'dog cairns' of srts- while "Little Bear" and I continue on our path, following the cairns to our eventual destinations. I could not be a functioning woodcut artist and BAREN member without a good dog guiding me .



Machias
Maine
USA

Jean Womack [MJ1]

Richmond
California
USA





James Mundie [MJ2]

The basic idea is that Baren serves as an important repository of information, tucked on the reference shelf between some of the greats of the East and West who have gone before.

Philadelphia
Pennsylvania
USA



Jan Telfer [MJ3]

My Cairn print expresses my feelings about being part of the Baren Family. I am isolated by distance in Western Australia but not isolated in participation in Baren news or exchanges and my lettering here was the best way I could describe those sentiments.

It reads: "WOODBLOCK PRINTMAKING FRIENDS ON THE INTERNET EXCHANGE PRINTS BAREN "

I was going to make the big circle a baren, but found design wise it looked better as a circle (of friends) and more appropriate in this context. The design idea not only came from Maria's odd shaped cherry block, or the meaning of a cairn, but also from a piece of calligraphy written by Cheryl Jacobsen in this style of lettering, in a calligraphy magazine some time ago with her biblical words having a reciprocal meaning "You see the silver in your friend's eye, but don't see timber in your own eye".

A wonderful project to be part of each time. Thank you Maria and Baren.

Dalkeith
Western Australia
Australia



Wanda Robertson [TA 1]

This is a depiction of one of our Northwest natives, "Pacific Tree Frog" They range from Northern California to British Columbia, Canada and west to the Pacific Ocean, and east to Montana. They come in all colors of brown & green. They come and stay in my house from time to time, perching on the answering machine or sitting on my tupperware container or Bisquick! They are just the perfect little animal to perch in a crack of the Baren Cairn.

Molalla
Oregon
USA

Scott Cook [TA10]

The design comes from the creativity and goodwill flowing between the members of the Baren forum but also from the unexplained designs carved on rocks by the Picts around

Dunfermline
Fife
United Kingdom

**Tom Kristensen [TA2]**

I thought I would do something derived from stone. The Tanit symbol is from a grave stone circa 400 BCE from Carthage, which was razed by the Romans in 146 BCE. Tanit was described by some Roman historians as a goddess demanding child sacrifice. This supposed evil was used to justify the roman genocide. The date is carved in Times New Roman.



Sydney
New South
Australia

Sue Salsbury [TA3]

BAREN HIM YOU ME US WE NEW HER

I was thinking that each of us is a part of a puzzle. It takes all kinds of pieces to make up the complete puzzle. There are pieces that are part of the main images or voices. There are pieces that form the background and may be silent.

There are lots of connecting pieces that assist the main image that have supporting voices. It's a combination of all the different pieces that make the puzzle interesting. The fact that the puzzle is never completed and continues to grow makes it one of the best puzzles to be a part of.



Waterloo
Iowa
USA



Sharri LaPierre [TA4]

My little gals are rockin'out. They have traveled the road of life and represent printmakers who have gone before us and blazed the trail. They (the 3 Fates, if you please,) have come to a cairn and are dancing their message for all those who follow after them, which includes you and me. I think of Baren as a place along the road of relief printmaking where we leave messages for one another, and for those who will print after us. The printing process has always reminded me of a dance – the rhythm that occurs as we move from ink to paper to press (or baren) to drying spot and back to the ink again. Maybe this is because I always work to music – you think?

Vancouver
Washington
USA



Wouter ten Broek [TA5]

This little critter is only a baby. I found it one morning lying on the driveway, exhausted. So I put it in the shade of plants and hoped it would gather strength and find its family again. But stubbornly, it decided fro the driveway once more. Armed with info from the net and instructions from the local vet I tried to nurse it back to some semblance of health and then release it into the bushes, only to find after a few hours that it was trying to dodge cars on the road.

Rescued it again. More nursing and as it was quite determined to travel east I put it in the bushes across the road and decided to let nature look after it. I like to think it did but in case it did not I believe this dapper little thing deserves a place in the cairn.

Waimauku
New Zealand
(en route to the New World)



Viza Arlington [TA6]

Cheney
Washington
USA

Sylvia Taylor [TA7]

The Hawk Moths

Freeville
New York
USA



Shireen Holman [TA8]

When I think of cairns I think of all the hiking I've done, where sometimes a cairn is the only sign you see to let you know you aren't lost, and others have been that way before you. I think of a cairn as a helping hand, so my image is that of a helping hand emerging from the rocks.

Montgomery Village
Maryland
USA



Sharen Linder [TA9]

Palatine
Illinois
USA



Sally Blanks [TB1]

Anchorage
Alaska
USA





Sarah Hauser [TB2]

“Rock Rat”

Amongst a multitude of rocks in Laos near the Thai border, a Laotian Rock Rat, or “kha-nyou” was discovered in May 2006. Scientists presently believe that the rock rat is the sole survivor of a group of rodents which was thought to have become extinct more than 11 million years ago. His size and appearance are similar to a squirrel, with a larger head and less bushy tail.

He was handled and found to be quite friendly, and after being photographed and videotaped, the rock rat was released back into the wild. He was found once again while scrambling through these woodblock rocks.

New York
New York
USA



Ruth Leaf [TB3]

Venice
California
USA



Robin Morris [TB4]

In memoriam Carol Wagner 1935-2007

Sacramento
California
USA

Oscar Bearer [TC1]

Eganville
Ontario
Canada



Mariana Brooks-Mueller [TC2]

My cairn is inspired by the ancient Gaelic stone piles found all over Ireland. Many of the individual stones are carved with ancient symbols, such as spirals and labyrinth patterns or traditional interwoven motifs depicting old clan association and locale. Thus many

Surprise
Arizona
USA

Gaels recognize the family origin of the stone by it's pattern. Similar to the tartan patterns on kilts.



Robert Viana [TC3]

I was not sure what I contributed to the baren forum aside from bringing myself. So, I made myself.

Naples
Florida
USA



Renee A Ugrin [TC4]

The portrait is of my Mom, who passed away this January. She was such a lovely person—creative, protective, delightful and a little mischievous, in her endearing Panamanian style.

Clackamas
Oregon
USA





Patricia Hunsinger [TC5]

Homer
New York
USA



Nancy Osadchuk [TC6]

Cairns are often used to mark cross-country routes in mountain regions at or above the treeline, especially in the Arctic. Most are small, a foot or less in height, but a few are built taller so as to protrude through a layer of snow. It is traditional for each person passing by a cairn to add a stone, as a small bit of maintenance to counteract the destructive effects of severe winter weather. Often the habit is to only add to the top, and to

use a smaller stone than the previous top stone, resulting in a precarious stack of tiny pebbles.

Calgary
Alberta
Canada

A form of the Inuit inukshuk is also meant to represent a human figure, and is called an inunguak ("imitation of a person")



Mary Kuster [TD1]

Here is a little cairn printmaker as he prints with other cairn marking the path to reach him.

Lexington
Kentucky
USA

Maria Arango [TD2]

A tribute to the desert ocean and its rock islands, frothy pebble waves, endless sand, creosote foam-like curls...where I get my rocks.

Las Vegas
Nevada
USA

**Marilynn Smith [TD3]**

Title: Wildflowers

This block was based on a watercolor and was transformed many time during carving. After sifting through and considering many rock drawings I decided to do what I do best, a flower. This way I am just me as a part of the whole and hopefully doing what I do best.

Nahcotta
Washington
USA

It was carved overlooking the sea in sunny Baja using only the hanga knife for outside edges and clearing tools to

**Murilo Antonio Pereira [TE1]**

It's difficult to me understand exactly what "the cairn" is. But for my research, engraver Maria Arango's "the baren cairn" seemed to me, appeared to me like a stone from pre-historic age.

So, I decided, I had the intuition to cut in that beautiful piece of wood she sent graciously, (I think, to all the participants of the event)... well, I had the intuition to cut in my block one of the many pre-historic impressions in the stones that we have here in my city, Florianópolis In Portuguese, the "rupestres" paintings, the paintings on the stones, like Altamira and Lauscaux, but not so beautiful like them. The stone age paintings here in Florianópolis, Santa Catarina's island, Brazil, are more like children art. But there are studies about it, and in the few books that I consult, I choose a drawing made by the great Archaeologist from here, Father João Alfredo Rohr, SJ, that was my Chemistry teacher in the 50'ties but I didn't know of his drawings. Very simple lines that we not know what it means. They are only lines. Perhaps, the human body and maps. It could be the beginning of Art.

I want to thanks to artist engraver Señora Maria Arango for let me have the honour to participate of this programm - The Baren Cairn -with all these genial artists which I began to know and read and see and have their art since year 2000, when I join www.barenforum.org.

Florianopolis
Santa Catalina
Brazil





Melissa Read-Devine [TE2]

My home is set amongst rocks, so the Cairn project appealed to me. The Sydney Rock Lily (actually an orchid) grows in a huge mass above my house and in September can be seen from the road. The orchid is portraying me, growing in experience that life (including printmaking) throws at me, clinging to the rock that is my personal faith. The bee is a pictorial translation of my name, melissa.

Sackville North
New South Wales
Australia



Mike Lyon [TE3]

Kansas City
Missouri
USA



Maria Arango [TE4]

The strength of a cairn lies in the stones leaning against each other. I have seen stacks that withstand the winds of the Southwest without ever failing. So does the strength of our Baren forum rely on the art that binds us together and on the printmakers who lean against one another.

Las Vegas
Nevada
USA

The mysterious “codes” deciphered!

When I first cut the block I had to have a way to identify each block prior to assigning them to a carver.

Once I had the block designed with all its sections determined as larger rocks and voids, I named each stone as I cut them, alphabetically and numerically, most of the time clock-wise (on the block, which is counter-clock-wise on the print) showing clearly that I am not crazy at all, but methodical and scientific as they come. Or so I say. Welcome to the inner sanctum of my mind...

Anyhow, according to the ingenious system (or so I say) the top section of the top block became:

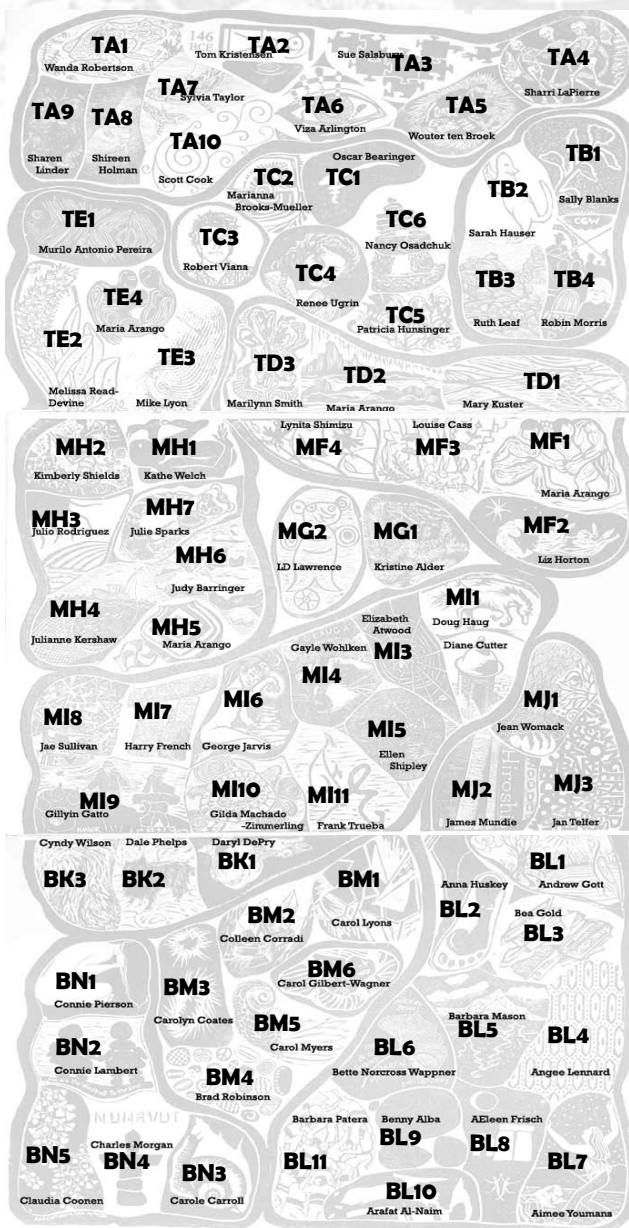
TA1 through TA10
T(top block) A (section) 1-10 (stones)

Second section of top block:

TB1 through TB4
T(top block) B (section) 1-4 (stones)

And so on...

Or just turn the page for a full size who carved what with real names but that’s just boring to me.



The Baren Cairn online (all the gory details)
<http://1000woodcuts.com/projects/cairn/index.html>

Coordinator contact: maria@mariarango.com

